



35*
reports

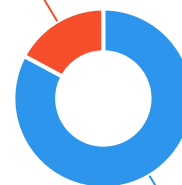


The Ageing & Disability Commission (ADC) received 35 reports related to allegations or concerns of abuse, neglect or exploitation of an older person or adult with disability from **Bayside** in 2020*.

82%

of reports received in this LGA related to an older person.*

6 reports



29 reports

● Older person ● Adult with disability

Of reports relating to **adults with disability***

50%

were female



Of reports relating to **older people***

75%

were female



66%

of reports about **adults with disability** were made by a **paid worker**[^], followed by the adult themselves



44%


of reports about **older people** came from a **paid worker**[^]

24%

of reports came from the **child** of the older person

13%

from the adult experiencing abuse themselves



3

reports came from adults who identified as **Aboriginal** or **Torres Strait Islander**~



8

reports involved an adult who spoke a language other than English at home, with **Hungarian** the most commonly reported language

今日は!

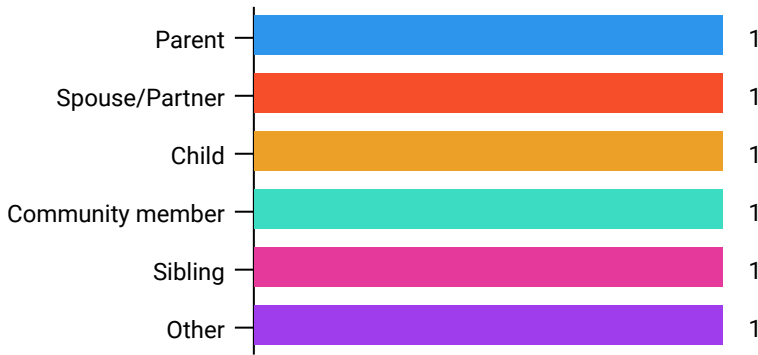


* Information taken from the Ageing & Disability Commission data collected between 1 January - 31 December 2020 where the location of the adult identified in the report was known.


[^]A paid worker is defined as a formal paid support, for example an NDIS support worker or CHSP support worker.

~ Adults who identify as Aboriginal or Torres Strait Islander and who are 50 years of age and over.

Reports about adults with disability involved an individual from all of the below categories as the subject of allegation.

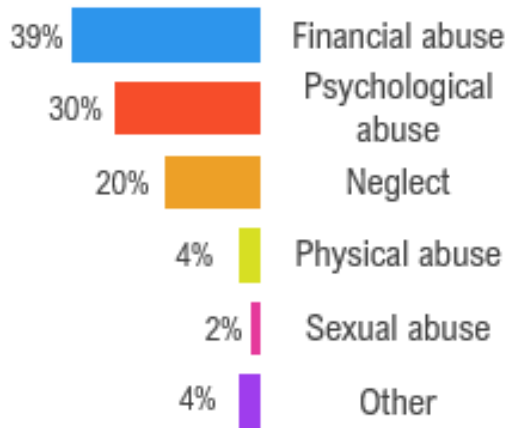


79% of reports about older people involved family members, **mainly adult children**, as the subject of allegation*.

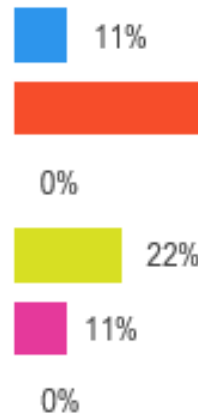


The most commonly reported types of abuse towards older people were **blocking access to the community**, **failure to meet medical needs** and **misuse of power of attorney**.

Older persons



Adults with disability



The most commonly reported types of abuse towards adults with disability were **threatening to harm the adult**, **financial exploitation** and **kicking/punching the adult**.

What else do we know about the Bayside community?

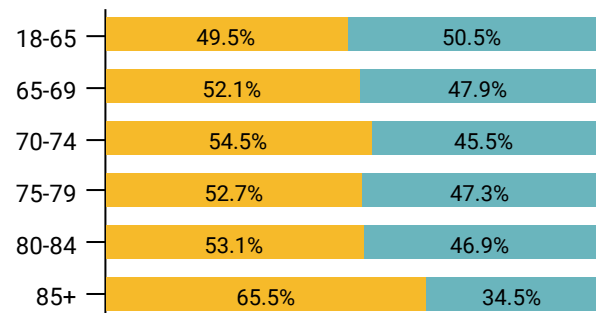
12%

of the population are over the age of 65.



There are more women than men over the age of 85.

● Female ● Male



69% of all households are

family households **23%** are single person households and **7%** are group households.

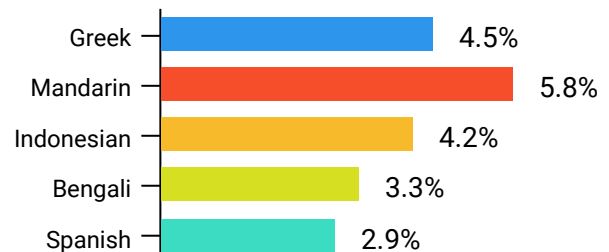


49%

of households speak a language other than English.



The most common language spoken at home is **Mandarin**.



* The ADC classifies abuse into 5 broad categories, with a list of signs to indicate the type of alleged abuse reported.

¹ 2016 Population data by LGA

² 2016 Census QuickStats, where group household refers to unrelated flatmate or co-tenancy arrangements