



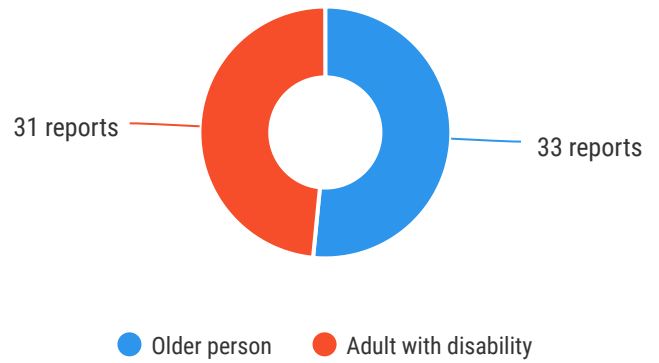
64*
reports



The Ageing & Disability Commission (ADC) received 64 reports related to allegations or concerns of abuse, neglect or exploitation of an older person or adult with disability from **Campbelltown** in 2020*.

51%

of reports received in this LGA related to an older person.*



Of reports relating to **adults with disability***

58%

were female



Of reports relating to **older people***

51.5%

were female



69% of reports about **adults with disability** were made by a **paid worker**[^]



48% of reports about **older people** came from a **paid worker**[^]

18% of reports came from the **child** of the older person

12% from **relatives** of the older person



3

reports came from adults who identified as **Aboriginal** or **Torres Strait Islander**~



4

reports involved an adult who spoke a language other than English at home*

今日は!

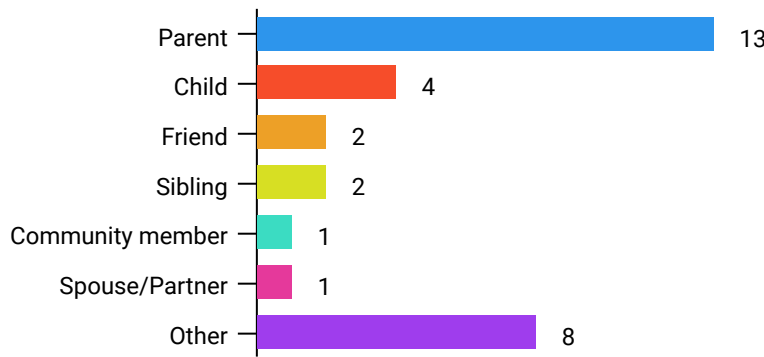


* Information taken from the Ageing & Disability Commission data collected between 1 January - 31 December 2020 where the location of the adult identified in the report was known.


[^]A paid worker is defined as a formal paid support, for example an NDIS support worker or CHSP support worker.

~ Adults who identify as Aboriginal or Torres Strait Islander and who are 50 years of age and over.

Reports about adults with disability **most commonly involved the parent*** as the subject of allegation.

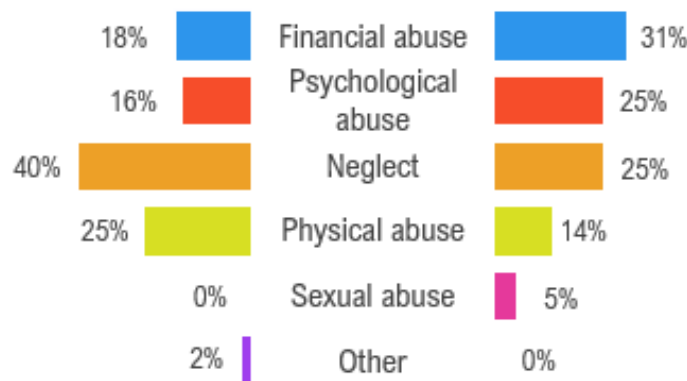


87% of reports about older people involved family members, **mainly adult children** followed by the adults spouse or partner,* as the subject of allegation.



Older persons

The most commonly reported types of abuse towards older people were **kicking/punching**, **failure to meet support needs** and **theft**.*



The most commonly reported types of abuse towards adults with disability were **verbal abuse**, **kicking/punching** and **failure to meet support needs**.*

What else do we know about the Campbelltown community?

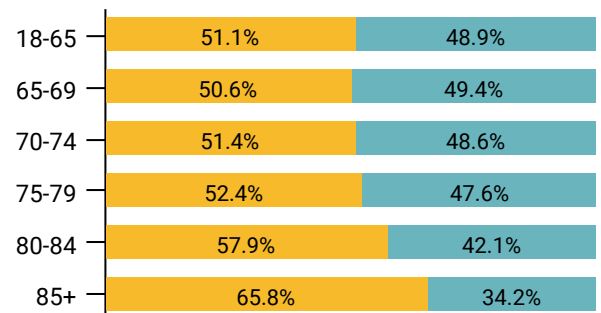
11%

of the population are over the age of 65₁



There are more women than men over the age of 85₁

● Female ● Male



71% of all households are

family households **24%** are single person households and **4%** are group households₂

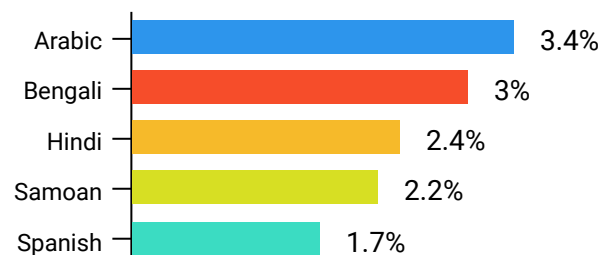


33%

of households speak a language other than English₂



The most common language spoken at home is **Arabic**₂



* The ADC classifies abuse into 5 broad categories, with a list of signs to indicate the type of alleged abuse reported.

₁ 2016 [Population data by LGA](#)

₂ 2016 [Census QuickStats](#), where group household refers to unrelated flatmate or co-tenancy arrangements