

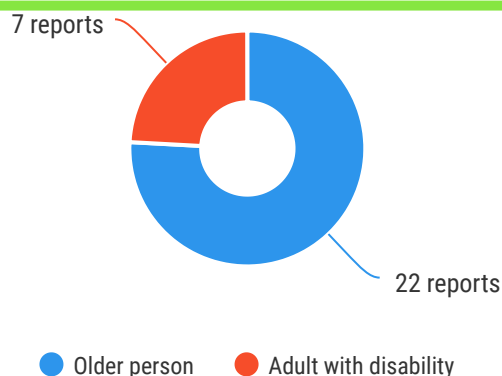
29*
reports



The Ageing & Disability Commission (ADC) received 29 reports related to allegations or concerns of abuse, neglect or exploitation of an older person or adult with disability from Dubbo in 2020*.

75%

of reports received in this LGA related to an older person.*



Of reports relating to adults with disability*

85%

were female



Of reports relating to older people*

54%

were female



85% of reports about adults with disability were made by a paid worker^



36% of reports about older people came from a paid worker^

27% of reports came from the child of the older person

13% from the adult experiencing abuse themselves



8

reports came from adults who identified as Aboriginal or Torres Strait Islander~



0

reports involved an adult who spoke a language other than English at home

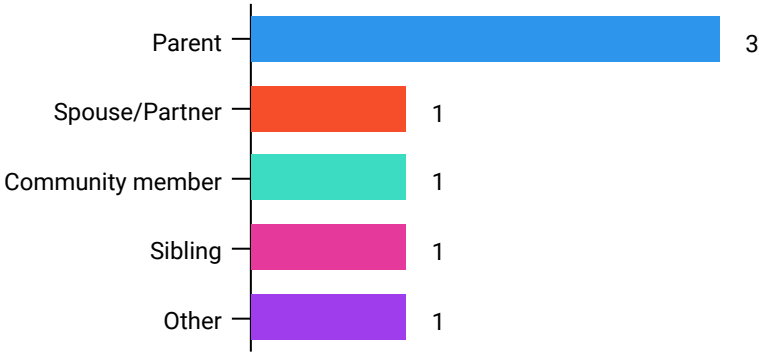


* Information taken from the Ageing & Disability Commission data collected between 1 January - 31 December 2020 where the location of the adult identified in the report was known.

^A paid worker is defined as a formal paid support, for example an NDIS support worker or CHSP support worker.

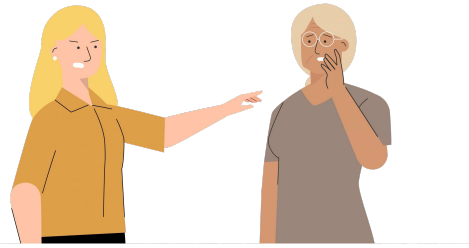
~ Adults who identify as Aboriginal or Torres Strait Islander and who are 50 years of age and over.

Reports about adults with disability **most commonly involved the parent*** as the subject of allegation.



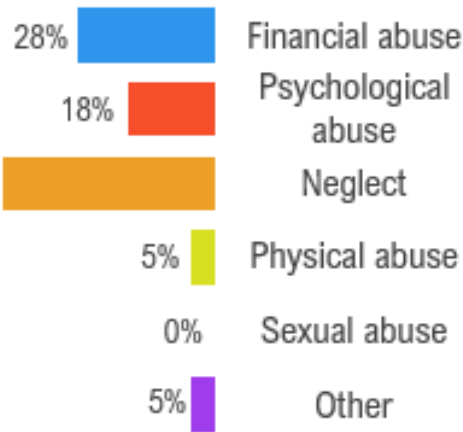
72%

of reports about older people involved family members, **mainly adult children***, followed by staff from a paid service as the subject of allegation.

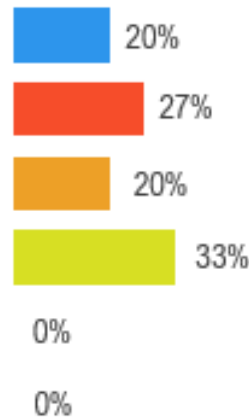


The most commonly reported types of abuse towards older people were **verbal abuse**, **failure to meet support needs** and **theft**.

Older persons



Adults with disability



The most commonly reported types of abuse towards adults with disability were **threatening to harm the adult**, **financial exploitation** and **kicking/punching the adult**.

What else do we know about the Dubbo community?

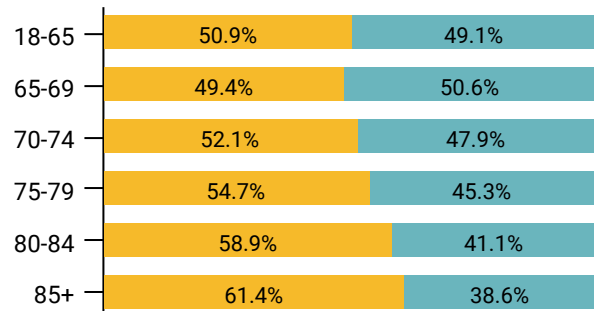
16%

of the population are over the age of 65.



There are more women than men over the age of 85.

● Female ● Male



70% of all households are

family households **26%** are single person households and **3%** are group households²



6%

of households speak a language other than English²



¹ The ADC classifies abuse into 5 broad categories, with a list of signs to indicate the type of alleged abuse reported.

² 2016 Population data by LGA

³ 2016 Census QuickStats, where group household refers to unrelated flatmate or co-tenancy arrangements