

Nepean Blue Mountains

Hawkesbury & Lithgow

34*
reports

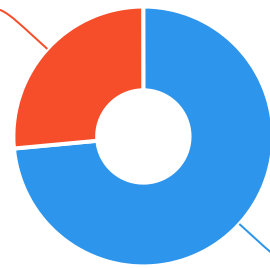


The Ageing & Disability Commission (ADC) received 34 reports related to allegations or concerns of abuse, neglect or exploitation of an older person or adult with disability across **Hawkesbury & Lithgow** in 2020*.

73%

of reports received in this region related to an older person.*

9 reports



25 reports

● Older person ● Adult with disability

Of reports related to **adults with disability***

56%

were male




Of reports related to **older people***

64%

were female



66% of reports about **adults with disability** were made by a **paid worker**[^]



28%

of reports about **older people** came from a **paid worker**[^]

36%

of reports came from the **adult child** of the older person

4%

from the adult experiencing abuse themselves



0

reports came from adults who identified as **Aboriginal or Torres Strait Islander**~



1

report involved an adult who spoke a language other than English at home

今日は!



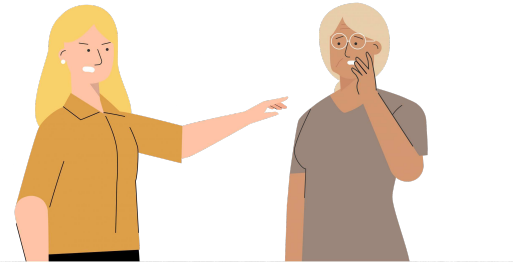
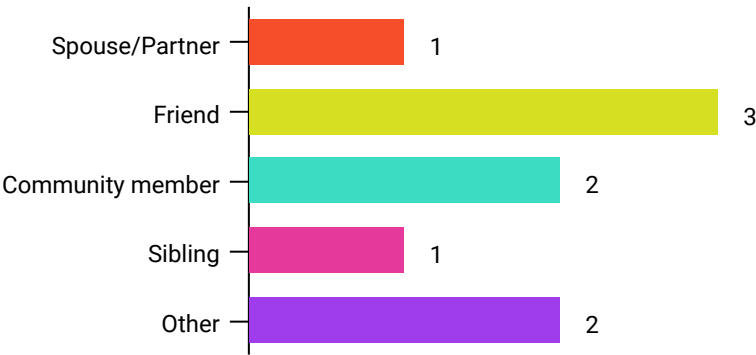
* Information taken from the Ageing & Disability Commission data collected between 1 January - 31 December 2020 where the location of the adult identified in the report was known.

[^]A paid worker is defined as a formal paid support, for example an NDIS support worker or CHSP support worker.

~ Adults who identify as Aboriginal or Torres Strait Islander and who are 50 years of age and over.

Reports about adults with disability most **commonly involved a friend*** as the subject of allegation.

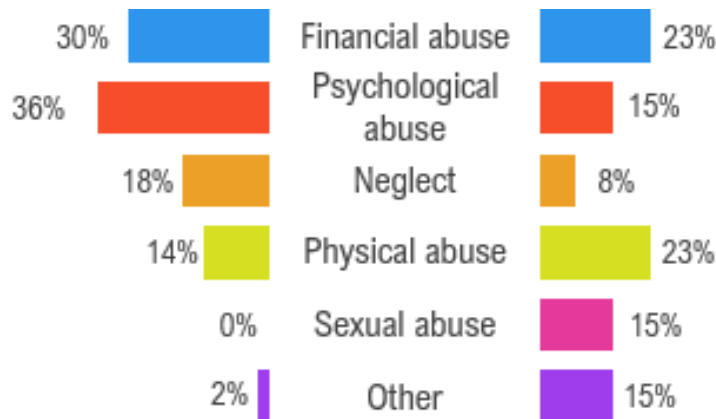
92% of reports about older people involved family members, **mainly adult children***, as the subject of allegation.



Older persons

Adults with disability

The most commonly reported type of abuse towards older people were **verbal abuse**, **failure to meet support needs** and **financial exploitation**.



The most commonly reported type of abuse towards adults with disability were **theft**, **restricting access to family** and **indecent assault**.

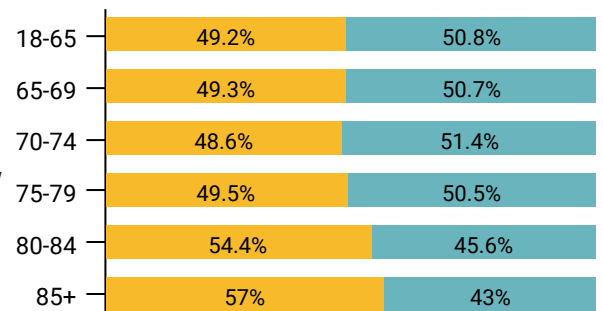
What else do we know about the Nepean Blue Mountains region?

19% of the population are over the age of 65.



The ages groups between men and women are relatively even

● Female ● Male



70% of all households are family households **26%** are single person households and **3%** are group households²



8.8% of households speak a language other than English²



¹ The ADC classifies abuse into 5 broad categories, with a list of signs to indicate the type of alleged abuse reported.

² 2016 [Population data by LGA](#)

² 2016 [Census QuickStats](#), where group household refers to unrelated flatmate or co-tenancy arrangements