

53*
reports

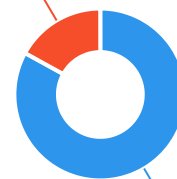


The Ageing & Disability Commission (ADC) received 53 reports related to allegations or concerns of abuse, neglect or exploitation of an older person or adult with disability from the Northern Beaches in 2020*.

83%

of reports received in this LGA related to an older person.*

9 reports



44 reports

● Older person ● Adult with disability

Of reports relating to adults with disability*

55%

were female



Of reports relating to older people*

70%

were female




66% of reports about adults with disability were made by a paid worker[^]



38% of reports about older people came from a paid worker[^]

36% of reports came from the adult child of the older person

6% from the adult experiencing abuse themselves



0

reports came from adults who identified as **Aboriginal** or **Torres Strait Islander**~



2

reports involved an adult who spoke a language other than English at home with **Serbian and Russian*** the most common languages reported

今日は!

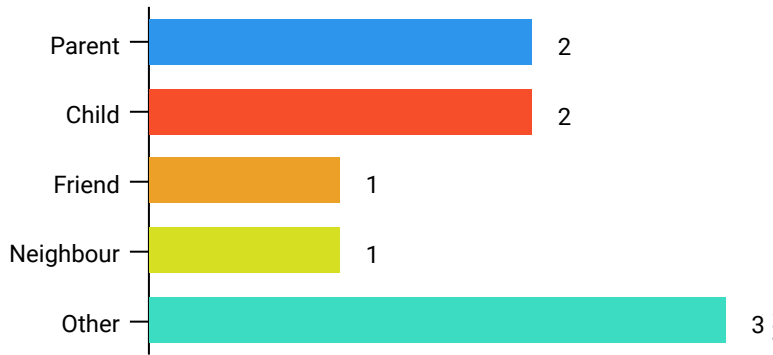


* Information taken from the Ageing & Disability Commission data collected between 1 January - 31 December 2020 where the location of the adult identified in the report was known.

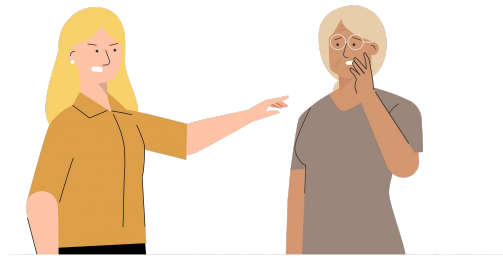
[^]A paid worker is defined as a formal paid support, for example an NDIS support worker or CHSP support worker.

~ Adults who identify as Aboriginal or Torres Strait Islander and who are 50 years of age and over.

Reports about adults with disability **most commonly involved the parent*** as the subject of allegation.

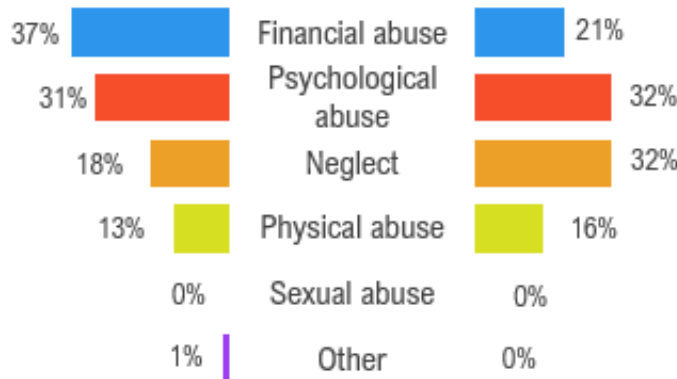


84% of reports about older people involved family members, **mainly adult children** followed by the adults spouse or partner,* as the subject of allegation.



Older persons

The most commonly reported types of abuse towards older people were **verbal abuse**, **misuse of POA or EPOA** and **financial exploitation**.*



The most commonly reported types of abuse towards adults with disability were **restricting access to support services**, **financial exploitation** and **failure to meet support needs**.*

What else do we know about the Northern Beaches community?

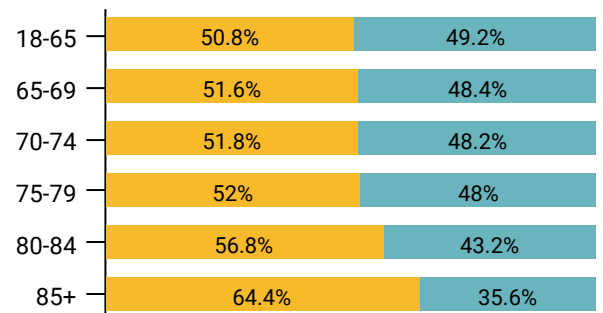
16%

of the population are over the age of 65₁



There are more women than men over the age of 85₁

● Female ● Male



75% of all households are

family households **21%** are single person households and **3%** are group households₂




18%

of households speak a language other than English₂



The most common language spoken at home is **Italian**₂



* The ADC classifies abuse into 5 broad categories, with a list of signs to indicate the type of alleged abuse reported.

₁ 2016 Population data by LGA data

₂ 2016 Census QuickStats, where group household refers to unrelated flatmate or co-tenancy arrangements