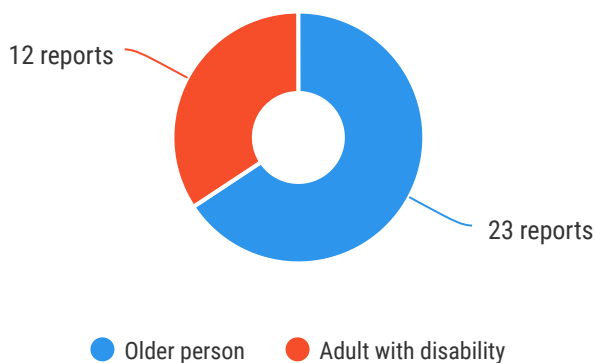




The Ageing & Disability Commission (ADC) received 35 reports related to allegations or concerns of abuse, neglect or exploitation of an older person or adult with disability from **Tamworth** in 2020*.

65%

of reports received in this LGA related to an older person.*



Of reports relating to **adults with disability***

50%

were female



Of reports relating to **older people***

65%

were female



25% of reports about **adults with disability** were made by a **sibling**, followed by a **paid worker**[^]



52% of reports about **older people** came from a **paid worker**[^]

17% of reports came from the **child** of the older person

17% from the adult experiencing abuse themselves



3

reports came from adults who identified as **Aboriginal** or **Torres Strait Islander**~



0

reports involved an adult who spoke a language other than English at home

今日は!

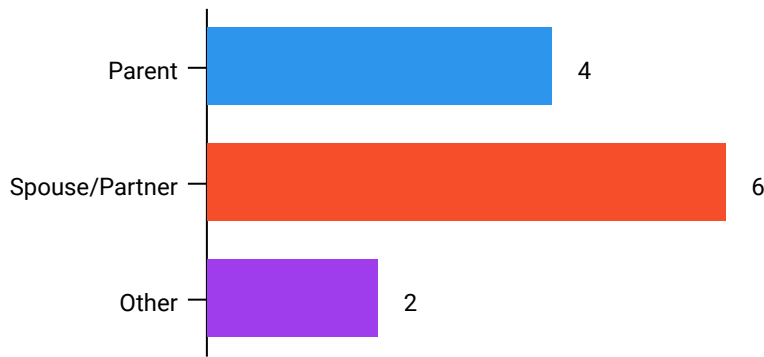


* Information taken from the Ageing & Disability Commission data collected between 1 January - 31 December 2020 where the location of the adult identified in the report was known.


[^]A paid worker is defined as a formal paid support, for example an NDIS support worker or CHSP support worker.

~ Adults who identify as Aboriginal or Torres Strait Islander and who are 50 years of age and over.

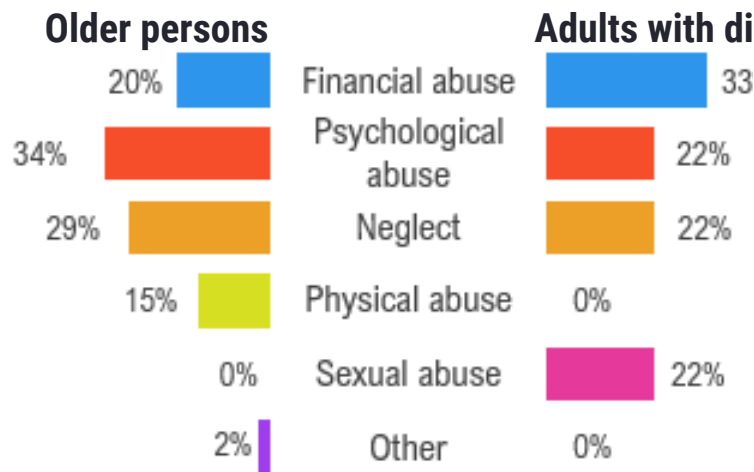
Reports about adults with disability **most commonly involved the spouse or partner*** as the subject of allegation.



82% of reports about older people involved family members, **mainly adult children** followed by the adults spouse or partner*, as the subject of allegation.



The most commonly reported types of abuse towards older people were **restricting access to aids or community, failure to meet support needs** and **financial exploitation**.



The most commonly reported types of abuse towards adults with disability were **withholding person's money**, followed by **psychological abuse, failure to meet support needs** and **sexual abuse**.

What else do we know about the Tamworth community?

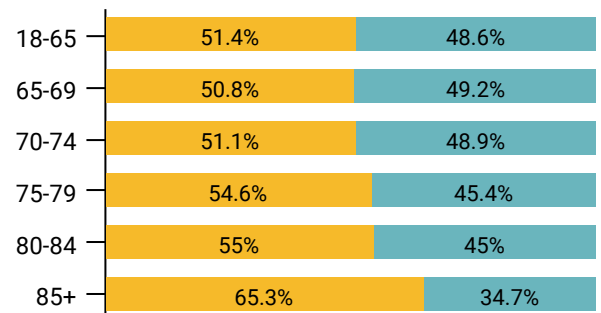
18%

of the population are over the age of 65¹



There are more women than men over the age of 85¹

● Female ● Male



69% of all households are

family households
27% are single person households
 and **3%** are group households²



4.6%

of households speak a language other than English²



¹ The ADC classifies abuse into 5 broad categories, with a list of signs to indicate the type of alleged abuse reported.

² 2016 [Population data by LGA](#)

² 2016 [Census QuickStats](#), where group household refers to unrelated flatmate or co-tenancy arrangements